




# TAPARIA TOOLS LTD.

AN ISO - 9001 COMPANY



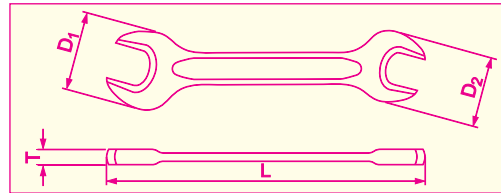
## DOUBLE ENDED SPANNERS (CHROME PLATED)

- \* Made from high grade Steel.
- \* Forged and accurately machined.
- \* Hardened and tempered to give long trouble free service.
- \* Provide with appropriate surface protection for rust prevention.



Prod. No. & Sizes	D1	D2	T	L	WT. GMS
DEP - 6 X 7	14.0	16.0	3.5	95	15
DEP - 8 X 9	17.0	19.0	4.0	100	22
DEP - 8 X 10	18.0	22.0	4.5	115	28
DEP - 9 X 11	20.5	23.5	4.5	120	32
DEP - 10 X 11	21.0	23.0	4.5	115	30
DEP - 10 X 12	22.0	25.5	5.0	130	36
DEP - 12 X 13	25.0	27.0	5.0	130	42
DEP - 13 X 16	28.5	33.5	5.5	165	82
DEP - 14 X 15	29.0	31.0	5.5	145	62
DEP - 14 X 17	29.0	35.5	5.5	165	82
DEP - 16 X 17	33.0	35.0	6.0	160	82
DEP - 18 X 19	36.0	38.0	6.5	180	110
DEP - 18 X 21	36.0	43.0	6.5	185	130
DEP - 19 X 22	40.5	44.0	6.5	200	150
DEP - 20 X 22	40.0	43.0	7.0	200	135
DEP - 21 X 23	41.0	45.0	7.5	210	150
DEP - 24 X 26	48.0	53.0	7.5	230	200
DEP - 24 X 27	48.0	53.0	8.0	230	200
DEP - 25 X 28	49.0	55.0	8.5	235	250
DEP - 30 X 32	59.0	62.0	9.5	255	320

## DOUBLE ENDED SPANNERS (RIBBED)



Prod. No. & Sizes	D1	D2	T	L	WT. GMS
DER - 32 X 36	66	74	13.5	300	540
DER - 36 X 41	74	84	14.5	340	760
DER - 41 X 46	84	94	15.5	380	1080
DER - 46 X 50	94	100	16.5	420	1330
DER - 50 X 55	100	110	17.5	460	1680

## DOUBLE ENDED SPANNERS (RIBBED) (PHOSPHATED)



Prod. No. & Sizes	D1	D2	T	L	WT. GMS
DER - 55 x 60	122	112	18	500	1860
DER - 60 x 65	141	132	21	580	3250
DER - 65 x 70	141	132	21	580	3250
DER - 70 x 75	161	151	23	660	5500
DER - 75 x 80	161	151	23	660	5500

## DOUBLE ENDED SPANNER SETS

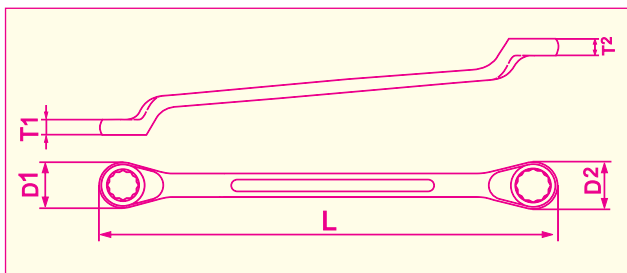
Prod. No.	Contents
DEP 06	6X7, 8X9, 10X11, 12X13, 14X15, 16X17
DEP 08	6X7, 8X9, 10X11, 12X13, 14X15, 16X17, 18X19, 20X22
DEP 10	6X7, 8X9, 10X11, 12X13, 14X15, 16X17, 18X19, 20X22, 21X23, 24X27
DEP 12	6X7, 8X9, 10X11, 12X13, 14X15, 16X17, 18X19, 20X22, 21X23, 24X27, 25X28, 30X32
DEP 010	6X7, 8X9, 10X11, 12X13, 14X15, 16X17, 18X19, 20X22, 24X27, 30X32
DEPW 05	3/16X1/4, 5/16X3/8, 7/16X9/16, 14X17, 19X22
DW 06	1/8X3/16, 3/16X1/4, 1/4X5/16, 5/16X3/8, 3/8X7/16, 7/16X1/2
DW 09	1/8X3/16, 3/16X1/4, 1/4X5/16, 5/16X3/8, 3/8X7/16, 7/16X1/2, 1/2X9/16, 9/16X5/8, 5/8X3/4

## RING SPANNERS



- \* Made from high grade Steel.
- \* Forged and accurately machined.
- \* Hardened and tempered to give long trouble free service.
- \* Provide with appropriate surface protection for rust prevention.

Prod. No.	D1	D2	T1	T2	L	WT. GMS
18 - 6 X 7	11.0	12.0	5.5	6.0	190	48
18 - 8 X 9	13.0	15.0	6.5	7.0	190	58
18 - 10 X 11	16.5	18.0	7.5	8.0	200	88
18 - 12 X 13	19.0	21.0	8.5	9.0	215	112
18 - 14 X 15	22.0	23.5	9.5	10.0	230	142
18 - 16 X 17	25.0	26.5	10.5	11.0	250	196
18 - 18 X 19	27.5	29.0	11.5	11.5	270	248
18 - 20 X 22	30.5	33.5	12.0	13.0	290	306
18 - 21 X 23	32.5	35.0	12.0	13.5	320	375
18 - 24 X 26	37.0	40.0	13.5	14.0	325	430
18 - 24 X 27	37.0	41.5	13.5	14.5	325	438
18 - 25 X 28	38.0	43.0	14.0	15.0	355	525
18 - 30 X 32	45.0	47.0	16.5	16.5	380	668
18 - 32 X 36	48.0	54.0	18.0	19.0	410	960
18 - 36 X 41	54.0	62.0	19.0	20.0	450	1340
18 - 41 X 46	62.0	67.0	20.0	20.0	500	1590
18 - 46 X 50	74.0	81.0	23.0	23.0	550	2350
18 - 55 X 60	83.0	92.0	24.0	25.0	625	3933
18 - 65 X 70	96.0	103.0	26.0	26.0	690	4900



Prod. No. & Sizes	D1	D2	T1	T2	L	WT. GMS
1/8 X 3/16	17.5	19.5	8.0	8.5	195	90
3/16 X 1/4	20.0	21.0	8.5	9.0	215	100
1/4 X 5/16	23.0	24.5	9.5	11.0	230	140
3/8 X 7/16	27.5	32.5	11.0	12.0	285	275
7/16 X 1/2	32.5	35.5	12.5	14.0	315	350
1/2 X 9/16	37.0	39.0	14.0	15.0	320	380
9/16 X 5/8	39.0	41.5	15.0	16.0	345	450
5/8 X 3/4	41.5	49.0	15.0	16.0	375	600

## RING SPANNERS (PHOSPHATED)



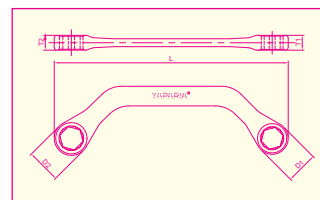
Prod. No.	D1	D2	T1	T2	L	WT. GMS
18 - 55 x 60	83	92	24	25	625	3935
18 - 65 x 70	96	103	26	26	690	4900

## RING SPANNERS SETS



Prod. No.	Contents
1806	6x7, 8x9, 10x11, 12x13, 14x15, 16x17
1808	6x7, 8x9, 10x11, 12x13, 14x15, 16x17, 18x19, 20x22
1810	6x7, 8x9, 10x11, 12x13, 14x15, 16x17, 18x19, 20x22, 21x23, 24x27
18010	6x7, 8x9, 10x11, 12x13, 14x15, 16x17, 18x19, 20x22, 24x27, 30x32
1812	6x7, 8x9, 10x11, 12x13, 14x15, 16x17, 18x19, 20x22, 21x23, 24x27, 25x28, 30x32

## HALF MOON SPANNERS



PROD. NO	D1	D2	T1	T2	L	WT. GMS
HM 0810	13.5	16.0	6.0	6.5	125	46
HM 1011	16.0	19.0	7.0	7.5	135	60
HM 1213	19.0	21.0	8.0	8.0	150	75
HM 1415	21.5	22.5	9.5	10.0	170	110
HM 1617	23.5	25.5	10.5	11.0	185	127
HM 1819	25.5	28.0	11.0	12.0	200	17
HM 2022	30.0	32.0	13.0	13.5	220	225

## SLOGGING OPEN ENDED SPANNERS



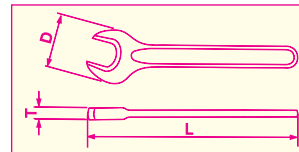
PROD. NO	S	D	E	K	G	L	WT. GMS
SSO 27	27	54	28	13	16	180	0.40
SSO 30	30	60	32	13	16	190	0.46
SSO 32	32	66	34	14	18	195	0.56
SSO 34	34	72	34	16	18	200	0.70
SSO 36	36	76	38	15	20	205	0.80
SSO 38	38	76	38	15	20	210	0.80
SSO 41	41	86	40	16	20	230	1.50
SSO 46	46	94	40	16	20	250	1.25
SSO 50	50	104	46	18	24	270	1.75
SSO 55	55	112	52	20	24	300	2.40
SSO 60	60	124	60	20	24	320	2.73
SSO 65	65	132	64	22	28	340	3.35
SSO 70	70	148	60	20	33	370	4.10
SSO 75	75	156	60	20	33	395	4.75
SSO 80	80	174	66	22	36	415	6.70
SSO 85	85	174	66	23	35	410	6.47
SSO 90	90	195	73	26	41	450	9.10
SSO 95	95	195	74	26	41	450	9.10
SSO 100	100	218	83	26	45	480	12.00
SSO 105	105	214	83	28	46	485	12.15
SSO 110	110	234	90	32	52	500	16.50
SSO 115	115	235	90	32	52	505	16.30
SSO 120	120	250	100	32	59	525	19.35
SSO 125	125						
SSO 130	130						
SSO 135	135						
SSO 140	140						
SSO 145	145						
SSO 150	150						

## SLOGGING RING SPANNERS



PROD. NO	S	D	E	K	G	L	WT. GMS
SSR 27	27	44	30	10.5	16	180	0.28
SSR 30	30	50	32	10.5	17	190	0.35
SSR 32	32	52	32	11	18	195	0.41
SSR 34	34	56	32	11	18	195	0.43
SSR 36	36	60	36	17	18	205	0.60
SSR 38	38	60	38	17	20	215	0.69
SSR 41	41	67	42	17	20	230	0.79
SSR 46	46	73	42	17	23	240	0.98
SSR 50	50	80	46	20	26	255	1.34
SSR 55	55	88	48	20	26	270	1.47
SSR 60	60	93	50	20	27	280	1.62
SSR 65	65	104	56	20	28	295	2.05
SSR 70	70	115	60	20	32	330	2.90
SSR 75	75	115	60	21	32	330	2.90
SSR 80	80	125	73	21	34	365	3.39
SSR 85	85	128	73	21	35	365	3.67
SSR 90	90	142	82	25	40	390	5.68
SSR 95	95	142	82	25	38	390	5.26
SSR 100	100	154	82	30	46	420	7.10
SSR 105	105	162	82	26	46	430	6.53
SSR 110	110	170	82	30	48	445	7.69
SSR 115	115	170	82	30	48	445	7.56
SSR 120	120	182	82	33	54	475	9.32
SSR 125	125						
SSR 130	130						
SSR 135	135						
SSR 140	140						
SSR 145	145						
SSR 150	150						
SSR 155	155						
SSR 160	160						

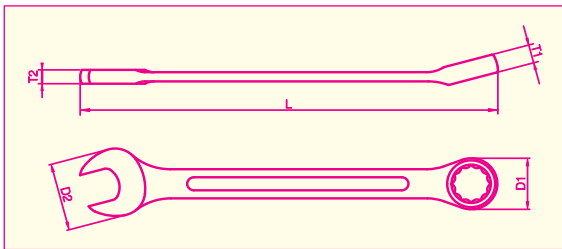
## SINGLE END OPEN JAW SPANNER



PROD. NO	S	D	T	L	WT. GMS
SER 19	19	42	6.5	170	0.15
SER 24	24	50	8.0	210	0.21
SER 30	30	62	10.0	260	0.29
SER 32	32	65	10.0	275	0.29
SER 36	36	72	11.0	300	0.40
SER 38	38	77	11.5	300	0.42
SER 41	41	83	12.5	340	0.42
SER 46	46	91	13.0	375	0.52
SER 50	50	101	15.0	400	0.92
SER 55	55	111	15.0	440	1.15
SER 60	60	122	16.0	475	1.38
SER 65	65	132	16.0	515	1.64
SER 70	70	140	17.0	555	2.00
SER 75	75	151	18.0	585	2.22
SER 80	80	165	24.0	665	3.90
SER 85	85	165	24.0	665	3.90
SER 90	90	190	27.0	760	5.90
SER 95	95	190	27.0	765	6.00
SER 100	100	200	28.0	885	7.00
SER 105	105	215	30.0	950	9.30
SER 110	110	222	30.0	1020	10.00
SER 115	115	222	30.0	1020	10.00
SER 120	120	222	30.0	1020	10.00
SER 125	125	222	30.0	1020	9.90
SER 130	130	222	30.0	1020	9.30
SER 135	135	222	30.0	1020	8.90

## COMBINATION SPANNERS

- \* Made from chrome vanadium Steel.
- \* Hardened and tempered to give long trouble free service.
- \* Provide with appropriate surface protection for rust prevention.




PROD. NO	D1	D2	T1	T2	L	WT. GMS
CS 06	11.0	13.0	5.5	4.5	100	18
CS 07	12.0	15.0	6.0	5.0	110	22
CS 08	14.0	18.0	6.5	5.0	120	25
CS 09	16.0	20.0	7.0	5.5	130	38
CS 10	18.0	22.0	7.5	5.5	140	45
CS 11	19.0	23.5	8.0	5.5	150	50
CS 12	20.0	25.5	8.5	6.0	160	55
CS 13	22.0	28.0	9.0	6.0	170	62
CS 14	23.5	30.5	9.5	7.0	180	80
CS 15	24.5	32.0	10.0	7.0	190	105
CS 16	25.5	34.0	10.5	7.5	200	120
CS 17	28.0	35.0	11.0	7.5	210	130
CS 18	28.5	37.0	11.5	7.5	220	155
CS 19	30.0	39.5	11.5	8.0	230	170
CS 20	30.5	42.0	12.0	8.0	240	190
CS 21	32.5	42.5	12.0	9.0	250	205
CS 22	34.0	45.0	13.0	10.0	260	220
CS 23	34.0	47.0	13.0	8.5	270	280
CS 24	35.0	48.0	13.0	8.5	280	315
CS 25	37.5	51.0	13.5	9.0	290	320
CS 26	38.0	53.0	14.5	9.5	300	390
CS 27	39.0	54.0	15.0	9.5	310	390
CS 28	40.5	56.0	15.0	9.5	320	390
CS 30	43.0	60.0	16.0	10.0	340	500
CS 32	46.0	64.0	16.0	10.0	360	585

## COMBINATION SPANNERS (BIG SIZES)

BRIGHT NICKEL CHROME PLATED WITH MIRROR FINISH


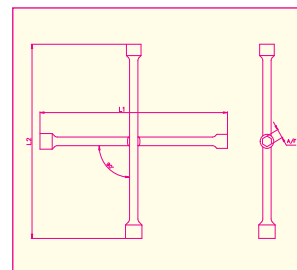
PROD. NO	D1	D2	T1	T2	L	WT. GMS
CS 33	52.0	69.0	18.0	11.0	380	860
CS 34	53.0	69.0	18.0	11.0	380	860
CS 35	54.0	73.0	19.0	12.0	395	1020
CS 36	54.0	73.0	20.0	12.0	395	890
CS 38	55.0	74.0	20.5	12.3	395	960
CS 40	61.0	81.0	20.5	14.0	440	1220
CS 41	61.0	82.0	20.5	14.6	440	1250
CS 42	61.0	82.0	21.0	14.6	440	1420
CS 44	67.5	92.0	22.0	15.0	490	1790
CS 46	68.0	92.0	21.5	15.5	490	1600
CS 48	72.0	96.0	24.5	15.5	540	2000
CS 50	74.0	96.0	24.5	15.5	540	2000

## COMBINATION SPANNERS SETS



Prod. No.	Contents
CSS 6	8,10,12,13,14,17
CSS 8	8,9,10,11,13,14,17,19
CSS 12	6,7,8,9,10,11,12,13,14,17,19,22
CSS 25	6,7,8,9,10,11,12,13,14,15,16,17,18,19,20,21,22,23,24,25,26,27,28,30,32

## CROSS RIM WRENCH



Prod. No.	Size (A/F)	L1	L2
CW 0314	10x13 11x14	260	260
CW 7981	17x19 18x21	360	360

# TAPARIA TOOLS LTD.

423 / 424, A-2, Shah & Nahar, Lower Parel (W), Mumbai - 400 013 (MH). ☎ : (022) 6147 8646.  
 E-mail : htaparia@tapariatools.com, sales@tapariatools.com • Web Site : http://www.tapariatools.com  
**Works :** 52, M.I.D.C., Satpur, Nashik - 422 007 (MH), ☎ : (0253) 2350 317 / 18 / 418.  
 E-mail : nashik@tapariatools.com. C.I.N. No. : L99999MH1965PLC013392



TAPARIA® TAPARIA® TAPARIA® TAPARIA® TAPARIA®